

**KUWAIT FINANCE HOUSE K.S.C. AND
SUBSIDIARIES**

**INTERIM CONDENSED CONSOLIDATED
FINANCIAL INFORMATION (UNAUDITED)**

31 MARCH 2010

REPORT ON REVIEW OF INTERIM CONDENSED CONSOLIDATED FINANCIAL INFORMATION TO THE BOARD OF DIRECTORS OF KUWAIT FINANCE HOUSE K.S.C.

Introduction

We have reviewed the accompanying interim condensed consolidated statement of financial position of Kuwait Finance House K.S.C. ("the Bank") and its subsidiaries (collectively "the Group") as at 31 March 2010 and the related interim condensed consolidated statements of income, comprehensive income, changes in equity and cash flows for the three month period then ended. The management of the Bank is responsible for the preparation and presentation of this interim condensed consolidated financial information in accordance with the basis of presentation set out in Note 2. Our responsibility is to express a conclusion on this interim condensed consolidated financial information based on our review.

Scope of Review

We conducted our review in accordance with International Standard on Review Engagements 2410, "Review of Interim Financial Information Performed by the Independent Auditor of the Entity". A review of interim financial information consists of making inquiries, primarily of persons responsible for financial and accounting matters, and applying analytical and other review procedures. A review is substantially less in scope than an audit conducted in accordance with International Standards on Auditing and consequently does not enable us to obtain assurance that we would become aware of all significant matters that might be identified in an audit. Accordingly, we do not express an audit opinion.


Conclusion

Based on our review, nothing has come to our attention that causes us to believe that the accompanying interim condensed consolidated financial information is not prepared, in all material respects, in accordance with the basis of presentation set out in Note 2.


Report on Other Legal and Regulatory Requirements

Furthermore, based on our review, the interim condensed consolidated financial information is in agreement with the books of account of the Bank. We further report that, to the best of our knowledge and belief, we have not become aware of any material violations of the Commercial Companies Law of 1960, as amended, or of the articles of association of the Bank that might have had a material effect on the business of the Bank or on its financial position during the three month period ended 31 March 2010.

We further report that, during the course of our review, to the best of our knowledge and belief, we have not become aware of any material violations of the provisions of Law No. 32 of 1968, as amended, concerning currency, the Central Bank of Kuwait and the organisation of banking business, and its related regulations, during the three month period ended 31 March 2010.



AHMED M. AL AIBAN
LICENCE NO. 65 A
OF ERNST & YOUNG
AL AIBAN, AL OSAIMI & PARTNERS



JASSIM AHMAD AL-FAHAD
LICENCE NO. 53 A
DELOITTE & TOUCHE
AL-FAHAD, AL-WAZZAN & CO.

Kuwait Finance House K.S.C. and Subsidiaries

INTERIM CONDENSED CONSOLIDATED STATEMENT OF INCOME (UNAUDITED)

Period ended 31 March 2010

		<i>3 months ended</i> 31 March 2010 <i>KD 000's</i>	<i>3 months ended</i> 31 March 2009 <i>KD 000's</i>
INCOME			
Financing income		129,736	131,952
Investment (loss) income		(3,790)	44,737
Fee and commission income		17,216	16,494
Net gain (loss) from foreign currencies		3,956	(333)
Other income		20,889	13,085
		<hr/> 168,007 <hr/>	<hr/> 205,935 <hr/>
EXPENSES			
Staff costs		27,044	20,097
General and administrative expenses		22,385	13,537
Finance costs		8,632	15,161
Depreciation		10,674	7,736
Impairment		22,511	45,932
		<hr/> 91,246 <hr/>	<hr/> 102,463 <hr/>
PROFIT BEFORE ESTIMATED DISTRIBUTION TO DEPOSITORS		76,761	103,472
Estimated distribution to depositors	3	(49,945)	(61,410)
PROFIT AFTER ESTIMATED DISTRIBUTION TO DEPOSITORS		26,816	42,062
Provision for contribution to Kuwait Foundation for the Advancement of Sciences (KFAS)		(322)	(416)
Provision for National Labour Support tax (NLST)		(772)	(1,472)
Provision for Zakat (based on Zakat Law No. 46/2006)		(233)	(370)
PROFIT FOR THE PERIOD		<hr/> 25,489 <hr/>	<hr/> 39,804 <hr/>
Attributable to:			
Equityholders of the Bank		30,905	39,294
Non-controlling interests		(5,416)	510
		<hr/> 25,489 <hr/>	<hr/> 39,804 <hr/>
BASIC AND DILUTED EARNINGS PER SHARE ATTRIBUTABLE TO THE EQUITYHOLDERS OF THE BANK	4	<hr/> 12.6 fils <hr/>	<hr/> 15.9 fils <hr/>

The attached notes 1 to 12 form part of the interim condensed consolidated financial information.

Kuwait Finance House K.S.C and Subsidiaries

INTERIM CONDENSED CONSOLIDATED STATEMENT OF COMPREHENSIVE
INCOME (UNAUDITED)

Period ended 31 March 2010

	<i>Note</i>	3 months ended 31 March 2010 KD 000's	3 months ended 31 March 2009 KD 000's
Profit before estimated distribution to depositors		76,761	103,472
Other comprehensive (loss) income			
Change in fair value of available for sale investments during the period	5	(18,158)	(53,328)
Change in fair value of currency swaps and profit rate swaps, and forward foreign exchange contracts	5	271	-
Gain realised during the period	5	(218)	(10,356)
Impairment losses transferred to the interim condensed consolidated statement of income	5	162	2,770
Share of other comprehensive loss of associates	5	(1,521)	(3,132)
Exchange differences on translation of foreign operations	6	18,229	17,296
Other comprehensive loss for the period included directly in fair value reserve and foreign exchange translation reserve		(1,235)	(46,750)
Total comprehensive income before estimated distribution to depositors		75,526	56,722

The attached notes 1 to 12 form part of the interim condensed consolidated financial information.


Kuwait Finance House K.S.C. and Subsidiaries

INTERIM CONDENSED CONSOLIDATED STATEMENT OF FINANCIAL POSITION (UNAUDITED)

At 31 March 2010

		<i>(Unaudited)</i> 31 March 2010 KD 000's	<i>(Audited)</i> 31 December 2009 KD 000's	<i>(Unaudited)</i> 31 March 2009 KD 000's
ASSETS				
Cash and balances with banks and financial institutions	7	408,296	444,943	354,682
Short-term international murabaha		1,339,073	1,257,573	1,156,151
Receivables		5,257,386	5,090,398	4,943,312
Trading properties		104,945	126,386	54,469
Leased assets		1,288,918	1,288,066	1,239,576
Investments		1,068,739	1,042,026	1,056,241
Investment in associates		385,898	410,838	440,446
Investment properties		493,546	506,464	277,265
Other assets		632,299	522,394	356,860
Property and equipment		672,693	601,606	653,881
TOTAL ASSETS		11,651,793	11,290,694	10,532,883
LIABILITIES, DEFERRED REVENUE, FAIR VALUE RESERVE, FOREIGN EXCHANGE TRANSLATION RESERVE AND TOTAL EQUITY				
LIABILITIES				
Due to banks and financial institutions		1,936,117	1,460,925	1,425,759
Depositors' accounts		7,195,093	7,261,827	6,722,981
Other liabilities		574,242	563,451	412,878
TOTAL LIABILITIES		9,705,452	9,286,203	8,561,618
DEFERRED REVENUE		470,574	464,602	476,606
FAIR VALUE RESERVE	5	(53,061)	(33,597)	(52,652)
FOREIGN EXCHANGE TRANSLATION RESERVE	6	25,760	7,531	9,748
EQUITY ATTRIBUTABLE TO THE EQUITYHOLDERS OF THE BANK				
Share capital	8	248,985	230,542	230,542
Share premium		464,766	464,766	464,766
Proposed issue of bonus shares		-	18,443	-
Treasury shares		(35,070)	(36,662)	(18,186)
Reserves		496,716	507,871	461,065
Profit for the period attributable to equityholders of the Bank		30,905	-	39,294
		1,206,302	1,184,960	1,177,481
Proposed cash dividend		-	56,857	-
TOTAL EQUITY ATTRIBUTABLE TO THE EQUITYHOLDERS OF THE BANK		1,206,302	1,241,817	1,177,481
Non-controlling interests		296,766	324,138	360,082
TOTAL EQUITY		1,503,068	1,565,955	1,537,563
TOTAL LIABILITIES, DEFERRED REVENUE, FAIR VALUE RESERVE, FOREIGN EXCHANGE TRANSLATION RESERVE AND TOTAL EQUITY		11,651,793	11,290,694	10,532,883


BADER ABDULMOHSEN AL-MUKHAIZEEM
(CHAIRMAN AND MANAGING DIRECTOR)


MOHAMMAD AL-OMAR
(CHIEF EXECUTIVE OFFICER)

The attached notes 1 to 12 form part of the interim condensed consolidated financial information.

Kuwait Finance House K.S.C. and Subsidiaries

INTERIM CONDENSED CONSOLIDATED STATEMENT OF CHANGES IN EQUITY (UNAUDITED)

Period ended 31 March 2010

	Attributable to equityholders of the Bank											Non-controlling interests KD 000's	Total equity KD 000's		
	Reserves														
	Share capital KD 000's	Share premium KD 000's	Proposed issue of bonus shares KD 000's	Treasury shares KD 000's	Statutory reserve KD 000's	Voluntary reserve KD 000's	Employee share options reserve KD 000's	Treasury shares reserve KD 000's	Sub total KD 000's	Profit for the period KD 000's	Sub total KD 000's			Proposed cash dividend KD 000's	Sub total KD 000's
At 31 December 2009	230,542	464,766	18,443	(36,662)	243,237	255,999	4,237	4,398	507,871	-	1,184,960	56,857	1,241,817	324,138	1,565,955
Movements during the period:															
Issue of bonus shares (Note 8)	18,443	-	(18,443)	-	-	-	-	-	-	-	-	-	-	-	-
Zakat	-	-	-	-	-	(11,349)	-	-	(11,349)	-	(11,349)	-	(11,349)	-	(11,349)
Cash dividends paid	-	-	-	-	-	-	-	-	-	-	(56,857)	-	(56,857)	-	(56,857)
Net movement in treasury shares	-	-	-	1,592	-	-	-	-	-	-	1,592	-	1,592	-	1,592
Profit on sale of treasury shares	-	-	-	-	-	-	-	194	194	-	194	-	194	-	194
Net change in non-controlling interests	-	-	-	-	-	-	-	-	-	-	-	-	-	(21,956)	(21,956)
Profit (loss) for the period	-	-	-	-	-	-	-	-	-	30,905	30,905	-	30,905	(5,416)	25,489
At 31 March 2010	248,985	464,766	-	(35,070)	243,237	244,650	4,237	4,592	496,716	30,905	1,206,302	-	1,206,302	296,766	1,503,068
At 31 December 2008	205,841	464,766	24,701	(7,651)	230,844	234,415	4,237	1,006	470,502	-	1,158,159	82,124	1,240,283	354,546	1,594,829
Movements during the period:															
Issue of bonus shares (Note 8)	24,701	-	(24,701)	-	-	-	-	-	-	-	-	-	-	-	-
Zakat	-	-	-	-	-	(9,464)	-	-	(9,464)	-	(9,464)	-	(9,464)	-	(9,464)
Cash dividends paid	-	-	-	-	-	-	-	-	-	-	(82,124)	-	(82,124)	-	(82,124)
Net movement in treasury shares	-	-	-	(10,535)	-	-	-	-	-	-	(10,535)	-	(10,535)	-	(10,535)
Profit on sale of treasury shares	-	-	-	-	-	-	-	27	27	-	27	-	27	-	27
Net change in non-controlling interests	-	-	-	-	-	-	-	-	-	-	-	-	-	5,026	5,026
Profit for the period	-	-	-	-	-	-	-	-	-	39,294	39,294	-	39,294	510	39,804
At 31 March 2009	230,542	464,766	-	(18,186)	230,844	224,951	4,237	1,033	461,065	39,294	1,177,481	-	1,177,481	360,082	1,537,563

The attached notes 1 to 12 form part of the interim condensed consolidated financial information.

Kuwait Finance House K.S.C. and Subsidiaries

INTERIM CONDENSED CONSOLIDATED STATEMENT OF CASH FLOWS

(UNAUDITED)

Period ended 31 March 2010

	<i>Note</i>	<i>3 months ended 31 March 2010 KD 000's</i>	<i>3 months ended 31 March 2009 KD 000's</i>
OPERATING ACTIVITIES			
Profit for the period		25,489	39,804
Adjustment for:			
Depreciation		10,674	7,736
Impairment		22,511	45,932
Dividend income		(5,336)	(6,051)
Gain on part sale of associates and subsidiaries		(3,421)	(33,453)
Gain on sale of investments		(528)	(2,458)
Share of results of associates		26,082	6,066
Other investment income		(8,172)	(2,095)
		<u>67,299</u>	<u>55,481</u>
Changes in operating assets and liabilities			
<i>(Increase) decrease in operating assets:</i>			
Exchange of deposits		-	(42,822)
Receivables		(70,815)	(33,490)
Leased assets		(3,927)	(55,675)
Trading properties		21,441	3,121
Other assets		(106,986)	114,822
<i>Increase (decrease) in operating liabilities:</i>			
Due to banks and financial institutions		475,192	(169,693)
Depositors' accounts		(66,734)	111,425
Other liabilities		(22,243)	14,405
Net cash from (used in) operating activities		<u>293,227</u>	<u>(2,426)</u>
INVESTING ACTIVITIES			
Purchase of investments, net		(14,541)	(35,441)
(Purchase) sale of investment properties, net		(5,263)	1,984
Purchase of property and equipment, net		(63,580)	(69,858)
(Purchase) sale of investment in associates, net		(4,554)	8,770
Dividend income received		7,153	6,099
Net cash used in investing activities		<u>(80,785)</u>	<u>(88,446)</u>
FINANCING ACTIVITIES			
Cash dividends paid		(56,857)	(82,124)
Net sale (purchase) of treasury shares		1,786	(10,508)
Net cash used in financing activities		<u>(55,071)</u>	<u>(92,632)</u>
INCREASE (DECREASE) IN CASH AND CASH EQUIVALENTS		157,371	(183,504)
Cash and cash equivalents at 1 January		<u>1,246,693</u>	<u>1,368,185</u>
CASH AND CASH EQUIVALENTS AT 31 MARCH	7	<u><u>1,404,064</u></u>	<u><u>1,184,681</u></u>

The attached notes 1 to 12 form part of the interim condensed consolidated financial information.

Kuwait Finance House K.S.C. and Subsidiaries

NOTES TO THE INTERIM CONDENSED CONSOLIDATED FINANCIAL INFORMATION (UNAUDITED)

At 31 March 2010

1 INCORPORATION AND REGISTRATION

The interim condensed consolidated financial information of Kuwait Finance House K.S.C. (“the Bank”) and its subsidiaries (collectively “the Group”) for the period ended 31 March 2010 were authorised for issue in accordance with a resolution of the directors on 18 April 2010.

The Bank is a public shareholding company incorporated in Kuwait on 23 March 1977 and was registered as an Islamic bank with the Central Bank of Kuwait on 24 May 2004. It is engaged principally in providing banking services, the purchase and sale of properties, leasing, project construction for its own account as well as for third parties and other trading activities without practising usury. Trading activities are conducted on the basis of purchasing various goods and selling them on Murabaha at negotiated profit margins which can be settled in cash or on instalment credit basis. The Bank’s registered head office is at Abdulla Al-Mubarak Street, Murqab, Kuwait.

All activities are conducted in accordance with Islamic Shareea’a, as approved by the Bank’s Fatwa and Shareea’a Supervisory Board.

2 BASIS OF PREPARATION AND SIGNIFICANT ACCOUNTING POLICIES

The interim condensed consolidated financial information of the Group has been prepared in accordance with IAS 34, Interim Financial Reporting. Except as noted below, the accounting policies used in the preparation of the interim condensed consolidated financial information are consistent with those used in the preparation of the annual consolidated financial statements for the year ended 31 December 2009. The annual consolidated financial statements for the year ended 31 December 2009 were prepared in accordance with the regulations of the State of Kuwait for financial services institutions regulated by the Central Bank of Kuwait. These regulations require adoption of all International Financial Reporting Standards (IFRS) except for the IAS 39 requirement for collective impairment provision, which has been replaced by the Central Bank of Kuwait’s requirement for a minimum general provision made on all applicable credit facilities (net of certain categories of collateral) that are not provided specifically.

The following new standards and amendments to standards are applicable for the Group from 1 January 2010:

IFRS 3 (Revised) – Business Combinations and consequential amendments to IAS 27 – Consolidated and Separate Financial Statements. The main changes in the Group’s accounting policies are as follows:

- Acquisition related costs are expensed in the statement of income in the periods in which the costs are incurred;
- Changes in ownership interest in a subsidiary that do not result in a loss of control are treated as transaction between equity holders and are accounted for within equity;
- Equity interest held prior to control being obtained are remeasured to fair value at the date of obtaining control, and any gain or loss is recognised in the statement of income.

The revised standard and new amendments have not had significant impact on the Group’s interim condensed consolidated financial information.

3 ESTIMATED DISTRIBUTION TO DEPOSITORS AND PROFIT FOR THE PERIOD ATTRIBUTABLE TO EQUITYHOLDERS OF THE BANK

Management of the Bank is of the opinion that the estimated distribution to depositors is presented for information purposes only, and accordingly the estimated distribution to depositors and the profit for the period attributable to Bank’s equityholders should not be relied upon to indicate distribution of profit to all parties concerned for the period ended 31 March 2010 or for the year ending 31 December 2010.

The actual profit to be distributed to all parties concerned will be determined by the Board of Directors of the Bank in accordance with the Bank’s articles of association, based on the annual audited results for the year ending 31 December 2010.

In addition to the above, the total comprehensive income before estimated distribution to depositors (as per the interim condensed consolidated statement of comprehensive income) is presented for compliance with the requirements of the revised IAS 1 and is not appropriate for the purpose of determining the estimated distribution to depositors or the profit for the period attributable to the Bank’s equityholders.

NOTES TO THE INTERIM CONDENSED CONSOLIDATED FINANCIAL
INFORMATION (UNAUDITED)

At 31 March 2010

**4 BASIC AND DILUTED EARNINGS PER SHARE ATTRIBUTABLE TO EQUITYHOLDERS
OF THE BANK**

Basic earnings per share is calculated by dividing the profit for the period attributable to equityholders of the Bank by the weighted average number of ordinary shares outstanding during the period after adjusting for treasury shares held by the Group.

Diluted earnings per share is calculated by dividing the profit for the period by the weighted average number of ordinary shares outstanding during the period after adjusting for treasury shares held by the Group plus the weighted average number of shares that would be issued on the conversion of all the dilutive potential shares into shares.

	<i>3 months ended 31 March</i>	
	<i>2010</i>	<i>2009</i>
	<i>KD 000's</i>	<i>KD 000's</i>
Profit for the period attributable to equityholders of the Bank	30,905	39,294
Weighted average number of shares outstanding during the period (thousands)	2,456,046	2,474,761
Basic and diluted earnings per share	12.6 fils	15.9 fils

The comparative basic and diluted earnings per share have been restated for bonus shares issued on 8 March 2010 (See Note 8).

5 FAIR VALUE RESERVE

Changes in fair value of available for sale investments are reported in the fair value reserve. Management of the Bank is of the opinion that this reserve is attributable to both the depositors and equityholders. As a result, the reporting of this reserve as a separate item on the interim condensed consolidated statement of financial position enables a fairer presentation than its inclusion under equity attributable to the equityholders of the Bank.

The movement in the fair value reserve is analysed as follows:

	<i>(Unaudited)</i>	<i>(Audited)</i>	<i>(Unaudited)</i>
	<i>31 March</i>	<i>31 December</i>	<i>31 March</i>
	<i>2010</i>	<i>2009</i>	<i>2009</i>
	<i>KD 000's</i>	<i>KD 000's</i>	<i>KD 000's</i>
Balance at the beginning of the period/year	(33,597)	11,394	11,394
Change in fair values of available for sale investments	(18,158)	(88,644)	(53,328)
Change in fair value of currency swaps and profit rate swaps, and forward foreign exchange contracts	271	(2,444)	-
(Gain) loss realised during the period/year	(218)	672	(10,356)
Impairment losses transferred to the interim condensed consolidated statement of income	162	49,210	2,770
Share of other comprehensive loss of associates	(1,521)	(3,785)	(3,132)
Balance at the end of the period/year	(53,061)	(33,597)	(52,652)

6 FOREIGN EXCHANGE TRANSLATION RESERVE

The foreign exchange translation reserve arises on the consolidation of foreign subsidiaries and equity accounting of foreign associates. Management of the Bank is of the opinion that this reserve is attributable to both the depositors and equityholders. As a result, the reporting of this reserve as a separate item on the interim condensed consolidated statement of financial position enables a fairer presentation than its inclusion under equity attributable to the equityholders of the Bank.

NOTES TO THE INTERIM CONDENSED CONSOLIDATED FINANCIAL
INFORMATION (UNAUDITED)

At 31 March 2010

7 CASH AND CASH EQUIVALENTS

	<i>(Unaudited)</i> 31 March 2010 KD 000's	<i>(Audited)</i> 31 December 2009 KD 000's	<i>(Unaudited)</i> 31 March 2009 KD 000's
Cash	54,134	48,224	47,792
Balances with Central Banks	112,041	215,184	118,855
Balances with banks and financial institutions – current accounts	233,457	180,071	185,718
Balances with banks and financial institutions - exchange of deposits	8,664	1,464	2,317
Cash and balances with banks and financial institutions	408,296	444,943	354,682
Short-term international murabaha - maturing within 3 months of contract date	550,725	584,688	770,298
Tawarruq balances with Central Bank of Kuwait (included within short-term international murabaha)	445,043	217,062	115,380
Exchange of deposits - maturing after 3 months of contract date	-	-	(55,679)
Cash and cash equivalents	1,404,064	1,246,693	1,184,681

8 SHARE CAPITAL

Following approval of the ordinary and extraordinary general assembly meeting of the equityholders' of the Bank held on 8 March 2010, the authorised share capital of the Bank was increased from KD 230,542 thousand to KD 248,985 thousand by way of issuance of 8% (31 March 2009: 12%) bonus shares amounting to KD 18,443 thousand (31 March 2009: KD 24,701 thousand). Accordingly, the authorised, issued and fully paid-up share capital at 31 March 2010, comprises 2,489,852 thousand shares (31 December 2009: 2,305,419 thousand shares and 31 March 2009: 2,305,419 thousand shares) of 100 fils each.

9 CONTINGENCIES AND COMMITMENTS

At the financial position date there were outstanding contingencies and commitments entered into in the ordinary course of business in respect of the following:

	<i>(Unaudited)</i> 31 March 2010 KD 000's	<i>(Audited)</i> 31 December 2009 KD 000's	<i>(Unaudited)</i> 31 March 2009 KD 000's
Acceptances and letters of credit	153,335	145,680	178,932
Letter of guarantees	963,578	955,777	1,006,821
	1,116,913	1,101,457	1,185,753
Capital commitments	1,579,082	1,327,082	1,620,594

NOTES TO THE INTERIM CONDENSED CONSOLIDATED FINANCIAL
INFORMATION (UNAUDITED)

At 31 March 2010

10 RELATED PARTY TRANSACTIONS

Certain related parties (directors and executive employees, officers of the Group, their families, associated companies and companies of which they are the principal owners) were depositors and finance facilities customers of the Bank, in the ordinary course of business. Such transactions were made on substantially the same terms, including profit rates and collateral, as those prevailing at the same time for comparable transactions with unrelated parties and did not involve more than a normal amount of risk. These transactions are approved by the ordinary general assembly of the equityholders of the Bank. The balances included in the interim condensed consolidated financial information are as follows:

	<i>Major shareholders KD 000's</i>	<i>Associates KD 000's</i>	<i>Board members and executive officers KD 000's</i>	<i>Other related parties KD 000's</i>	<i>(Unaudited) 31 March</i>	
					2010 KD 000's	2009 KD 000's
Related parties						
Receivables	13,661	136,447	8,476	44,303	202,887	310,973
Due to banks and financial institutions	396,571	4,160	-	17,288	418,019	173,305
Depositors' accounts	28,430	14,151	11,592	33,892	88,065	91,366
Commitments and contingencies	886	624	2,025	6,703	10,238	9,584

NOTES TO THE INTERIM CONDENSED CONSOLIDATED FINANCIAL INFORMATION (UNAUDITED)

At 31 March 2010

10 RELATED PARTY TRANSACTIONS (continued)

Details of the interests of Board Members and Executive Officers are as follows:

	The number of Board Members or Executive Officers		The number of related parties				Values	
	(Unaudited)	(Audited)	(Unaudited)	(Audited)	(Unaudited)	(Audited)	(Unaudited)	
	31 March 2010	31 December 2009	31 March 2010	31 December 2009	31 March 2009	31 December 2009	31 March 2009	
Board Members								
Finance facilities	5	6	4	3	10	5,586	1,279	
Credit cards	6	8	-	1	-	53	14	
Deposits	22	24	63	52	90	3,958	2,145	
Collateral against finance facilities	3	3	1	-	1	2,663	54	
Executive Officers								
Finance facilities	15	16	4	4	4	2,340	776	
Credit cards	12	26	4	6	4	71	35	
Deposits	28	27	81	76	80	5,616	726	
Collateral against finance facilities	10	8	1	1	1	3,713	774	

Compensation of key management personnel is as follows:

	(Unaudited)	(Unaudited)
	31 March 2010	31 March 2009
	KD 000's	KD 000's
Short-term employee benefits	2,452	2,667
Termination benefits	176	208
	<u>2,628</u>	<u>2,875</u>

Kuwait Finance House K.S.C. and Subsidiaries

NOTES TO THE INTERIM CONDENSED CONSOLIDATED FINANCIAL INFORMATION (UNAUDITED)

At 31 March 2010

11 SEGMENTAL ANALYSIS

Segment information

For management purposes the Group is organised into three major business segments:

<i>31 March 2010 (Unaudited)</i>	<i>Treasury KD 000's</i>	<i>Investment KD 000's</i>	<i>Retail and corporate banking KD 000's</i>	<i>Other KD 000's</i>	<i>Total KD 000's</i>
Income (loss)	<u>19,863</u>	<u>(13,046)</u>	<u>115,542</u>	<u>45,648</u>	<u>168,007</u>
Profit (loss) before estimated distribution to depositors	<u>11,267</u>	<u>(21,162)</u>	<u>71,858</u>	<u>14,798</u>	<u>76,761</u>
Total assets	<u>1,882,549</u>	<u>3,175,228</u>	<u>5,425,942</u>	<u>1,168,074</u>	<u>11,651,793</u>
Total liabilities	<u>2,056,044</u>	<u>1,726,868</u>	<u>5,510,584</u>	<u>411,956</u>	<u>9,705,452</u>
<i>31 March 2009 (Unaudited)</i>	<i>Treasury KD 000's</i>	<i>Investment KD 000's</i>	<i>Retail and corporate banking KD 000's</i>	<i>Other KD 000's</i>	<i>Total KD 000's</i>
Income	<u>30,987</u>	<u>30,684</u>	<u>121,169</u>	<u>23,095</u>	<u>205,935</u>
Profit before estimated distribution to depositors	<u>12,062</u>	<u>7,241</u>	<u>77,852</u>	<u>6,317</u>	<u>103,472</u>
Total assets	<u>1,736,640</u>	<u>2,697,317</u>	<u>5,537,823</u>	<u>561,103</u>	<u>10,532,883</u>
Total liabilities	<u>1,389,164</u>	<u>1,150,912</u>	<u>5,789,229</u>	<u>232,313</u>	<u>8,561,618</u>

12 FIDUCIARY ASSETS

The aggregate value of assets held in a trust or fiduciary capacity by the Bank at 31 March 2010 amounted to KD 1,206,163 thousand (31 December 2009: KD 866,792 thousand and 31 March 2009: KD 796,404 thousand).

Fee and commission income include fees of KD 753 thousand (31 March 2009: KD 1,427 thousand) arising from trust and fiduciary activities.